

Superbike FIM CEV REPSOL 2014 Motorland Aragón Superbike Race 1 ((15 laps, 76,2 km.))

Provisional Classification

Rider	Nat	Team	Bike	Tyres	Cl.	Laps	Total Time	Gap	Kph	Best Lap			
										Lap	Time	Kph	
1	9	Kenny NOYES	USA	KAWASAKI PALMETO PL RACING	KAWASAKI	SBK	15	28:20.894	-	161.2	5	1:52.635	162.3
2	31	Carmelo MORALES	ESP	CALVO TEAM	KAWASAKI	SBK	15	28:24.938	+4.044	160.8	12	1:52.970	161.8
3	51	Santiago BARRAGAN	ESP	TEAM STRATOS	KAWASAKI	SBK	15	28:27.710	+6.816	160.5	8	1:52.721	162.1
4	22	Ivan SILVA	ESP	TARGOBANK MOTORSPORT	BMW	SBK	15	28:33.861	+12.967	160.0	9	1:53.152	161.5
5	4	Robertino PIETRI	VEN	KAWASAKI PALMETO PL RACING	KAWASAKI	SBK	15	28:35.339	+14.445	159.8	8	1:53.746	160.7
6	7	Daniel RIVAS	ESP	EASYRACE SUPERBIKE TEAM	BMW	SBK	15	28:36.416	+15.522	159.7	6	1:53.448	161.1
7	87	Raúl GARCÍA	ESP	TARGOBANK MOTORSPORT	BMW	PRI	15	29:13.350	+52.456	156.4	8	1:55.418	158.4
8	49	Fabien PARCHARD	FRA	BASOLI COMPETICIO	KAWASAKI	PRI	15	29:19.195	+58.301	155.8	8	1:56.034	157.5
9	3	Alejandro ESTEBAN	ESP	AE19 BASOLI COMPETICIO	KAWASAKI	PRI	15	29:23.317	+1:02.423	155.5	7	1:56.333	157.1
10	10	Enrique FERRER	ESP	PASTRANA RACING TEAM	KAWASAKI	SBK	15	29:25.692	+1:04.798	155.3	2	1:56.117	157.4
11	58	Michael MØLLER	DNK	H43 TEAM - TMP RACING SPORT	APRILIA	PRI	15	29:29.558	+1:08.664	154.9	3	1:56.949	156.3
12	37	Alexander MATEOS	ESP	TEAM SUZUKI SPEED RACING	SUZUKI	PRI	15	29:31.757	+1:10.863	154.7	13	1:56.900	156.3
13	25	Christophe PONSSON	FRA	ALSTARE JUNIOR TEAM		PRI	15	29:32.897	+1:12.003	154.6	3	1:57.311	155.8
14	26	Josh WAINWRIGHT	GBR	QUELCH AFTER DARK	KAWASAKI	PRI	15	29:39.588	+1:18.694	154.1	6	1:56.504	156.9
15	94	Fran RODRIGUEZ	ESP	TEAM SUZUKI SPEED RACING	SUZUKI	PRI	15	29:43.591	+1:22.697	153.7	15	1:57.305	155.8
16	23	Guillermo LLANO	ESP	HOSPITALITY MOTOBOX	KAWASAKI	PRI	15	29:47.544	+1:26.650	153.4	2	1:57.020	156.2
17	18	Lucas DE ULACIA	ESP	KAWASAKI PALMETO PL RACING	KAWASAKI	PRI	15	29:47.690	+1:26.796	153.4	8	1:57.995	154.9
18	80	Craig NEVE	GBR	QUELCH AFTERDARK MOTOSPORT	HONDA	PRI	15	29:51.956	+1:31.062	153.0	4	1:58.447	154.3
19	33	Niko MÄKINEN	FIN	NIKORACING - STRATOS	BMW	PRI	15	30:05.137	+1:44.243	151.9	7	1:58.716	154.0
20	46	Pierre TEXIER	FRA	TEX RACING	KAWASAKI	PRI	15	30:13.304	+1:52.410	151.2	15	1:58.743	153.9
21	66	Philippe LE GALLO	FRA	JEG RACING	KAWASAKI	PRI	14	30:12.042	1 Lap	141.2	2	2:02.963	148.6

Not classified:

99	Mathieu DUMAS	FRA	DUMAS RACING TEAM	KAWASAKI	PRI	11	21:37.343			6	1:56.645	156.7
43	Chris COTTON	CAN	JEG RACING	KAWASAKI	PRI	10	21:02.929			2	1:58.394	154.4
21	Jonathan MARTINEZ	FRA	MARTINEZ RACING TEAM	SUZUKI	PRI	8	18:12.994			4	1:58.366	154.4
5	Eeki KUPARINEN	FIN	MOTOMARKET RACING	BMW	PRI	6	11:48.779			4	1:55.411	158.4
47	Angel RODRIGUEZ	ESP	TEAM SUZUKI SPEED RACING	SUZUKI	SBK	3	5:44.541			3	1:53.383	161.2
64	Raúl MARTÍNEZ	ESP	ALBA RACING MOTOR SPORT	KAWASAKI	PRI							

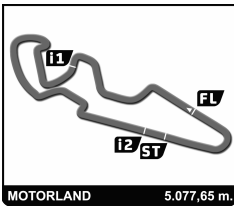
Pole Position		K. NOYES	1:52.713	162.2 Kph
Fastest Lap	Lap 5	Kenny NOYES	1:52.635	162.3 Kph

Published at:

Track Status: **DRY**

Race Director:	Timekeeper:
-----------------------	--------------------

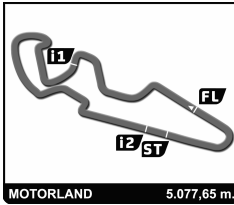




Superbike FIM CEV REPSOL 2014 MotorLand Aragón Superbike Race 1

Lap Chart

		LAP															
Nr	Pos	Grid	1	2	3	4	5	6	7	8	9	10	11	12	13	14	15
9	1	9	9	9	9	9	9	9	9	9	9	9	9	9	9	9	9
4	2	4	31	31	31	31	31	31	31	31	31	31	31	31	31	31	31
22	3	22	47	7	47	22	22	22	51	51	51	51	51	51	51	51	51
31	4	31	7	47	7	7	51	51	22	22	22	22	22	22	22	22	22
51	5	51	4	22	22	51	7	7	7	7	4	4	4	4	4	4	4
7	6	7	22	4	51	4	4	4	4	4	7	7	7	7	7	7	7
47	7	47	51	51	4	10	10	10	10	10	10	87	87	87	87	87	87
10	8	10	10	10	10	3	87	87	87	87	87	10	10	49	49	49	49
94	9	94	25	3	3	87	49	49	49	49	49	49	49	10	10	3	3
87	10	87	3	25	25	49	3	3	3	3	3	3	3	3	3	10	10
49	11	49	26	87	87	26	26	26	99	99	99	99	99	58	58	58	58
25	12	25	87	26	49	25	25	5	58	58	58	58	58	25	37	37	37
5	13	5	49	49	26	58	5	99	25	25	25	25	25	37	26	25	25
3	14	3	94	94	58	99	99	58	26	26	26	37	37	26	25	26	26
26	15	26	58	99	94	94	58	25	94	37	37	26	26	23	23	23	94
64	16	64	99	58	99	5	94	94	37	94	94	23	23	94	94	94	23
58	17	58	23	23	23	37	37	37	23	23	23	94	94	18	18	18	18
99	18	99	21	43	5	23	23	23	43	43	18	18	18	80	80	80	80
23	19	23	80	37	37	43	43	43	80	80	80	80	80	33	33	33	33
37	20	37	43	5	43	80	80	80	18	18	33	33	33	46	46	46	46
18	21	18	18	80	80	18	18	18	33	33	43	46	46	66	66	66	66
21	22	21	37	18	18	33	33	33	21	46	46	43	66				
46	23	46	5	33	33	21	21	21	46	66	66	66					
43	24	43	33	66	21	46	46	46	66	21							
80	25	80	66	21	66	66	66	66									
33	26	33	46	46	46												
66	27	66															



Superbike FIM CEV REPSOL 2014 Motorland Aragón Superbike Race 1

Best Sector Times

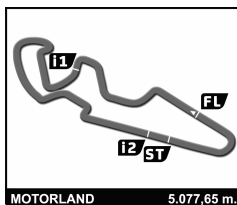
SECTOR 1			SECTOR 2			SECTOR 3			Pos	Rider	Ideal Lap	Best Lap
Pos	Rider	Time	Rider	Time	Rider	Time						
1	51 S.BARRAGAN	32.062	9 K.NOYES	1:00.878	31 C.MORALES	19.383	1	9 K.NOYES	1'52.452	1:52.635	(1)	
2	9 K.NOYES	32.157	51 S.BARRAGAN	1:01.055	51 S.BARRAGAN	19.383	2	51 S.BARRAGAN	1'52.500	1:52.721	(2)	
3	31 C.MORALES	32.192	22 I.SILVA	1:01.122	7 D.RIVAS	19.399	3	22 I.SILVA	1'52.767	1:53.152	(4)	
4	22 I.SILVA	32.206	31 C.MORALES	1:01.252	9 K.NOYES	19.417	4	31 C.MORALES	1'52.827	1:52.970	(3)	
5	7 D.RIVAS	32.389	47 A.RODRIGUEZ	1:01.303	22 I.SILVA	19.439	5	7 D.RIVAS	1'53.269	1:53.448	(6)	
6	47 A.RODRIGUEZ	32.533	4 R.PIETRI	1:01.456	4 R.PIETRI	19.474	6	47 A.RODRIGUEZ	1'53.383	1:53.383	(5)	
7	4 R.PIETRI	32.549	7 D.RIVAS	1:01.481	5 E.KUPARINEN	19.502	7	4 R.PIETRI	1'53.479	1:53.746	(7)	
8	87 R.GARCÍA	32.840	87 R.GARCÍA	1:02.483	47 A.RODRIGUEZ	19.547	8	87 R.GARCÍA	1'54.977	1:55.418	(9)	
9	5 E.KUPARINEN	32.980	10 E.FERRER	1:02.614	87 R.GARCÍA	19.654	9	5 E.KUPARINEN	1'55.411	1:55.411	(8)	
10	3 A.ESTEBAN	33.108	49 F.PARCHARD	1:02.696	49 F.PARCHARD	19.718	10	49 F.PARCHARD	1'55.588	1:56.034	(10)	
11	58 M.MØLLER	33.129	5 E.KUPARINEN	1:02.929	99 M.DUMAS	19.838	11	10 E.FERRER	1'55.884	1:56.117	(11)	
12	10 E.FERRER	33.133	37 A.MATEOS	1:02.958	18 L.DE ULACIA	19.839	12	3 A.ESTEBAN	1'56.009	1:56.333	(12)	
13	49 F.PARCHARD	33.174	3 A.ESTEBAN	1:02.968	43 C.COTTON	19.912	13	99 M.DUMAS	1'56.240	1:56.645	(14)	
14	99 M.DUMAS	33.186	26 J.WAINWRIGHT	1:03.073	3 A.ESTEBAN	19.933	14	26 J.WAINWRIGHT	1'56.367	1:56.504	(13)	
15	26 J.WAINWRIGHT	33.239	58 M.MØLLER	1:03.170	37 A.MATEOS	19.986	15	37 A.MATEOS	1'56.440	1:56.900	(15)	
16	94 F.RODRIGUEZ	33.434	99 M.DUMAS	1:03.216	25 C.PONSSON	19.998	16	58 M.MØLLER	1'56.469	1:56.949	(16)	
17	37 A.MATEOS	33.496	23 G.LLANO	1:03.419	23 G.LLANO	20.019	17	23 G.LLANO	1'56.996	1:57.020	(17)	
18	23 G.LLANO	33.558	25 C.PONSSON	1:03.442	26 J.WAINWRIGHT	20.055	18	25 C.PONSSON	1'57.068	1:57.311	(19)	
19	25 C.PONSSON	33.628	94 F.RODRIGUEZ	1:03.479	10 E.FERRER	20.137	19	94 F.RODRIGUEZ	1'57.107	1:57.305	(18)	
20	21 J.MARTINEZ	33.668	80 C.NEVE	1:03.824	58 M.MØLLER	20.170	20	18 L.DE ULACIA	1'57.614	1:57.995	(20)	
21	18 L.DE ULACIA	33.841	21 J.MARTINEZ	1:03.832	94 F.RODRIGUEZ	20.194	21	43 C.COTTON	1'57.894	1:58.394	(22)	
22	46 P.TEXIER	33.879	18 L.DE ULACIA	1:03.934	46 P.TEXIER	20.278	22	21 J.MARTINEZ	1'58.021	1:58.366	(21)	
23	43 C.COTTON	33.975	43 C.COTTON	1:04.007	80 C.NEVE	20.297	23	80 C.NEVE	1'58.107	1:58.447	(23)	
24	80 C.NEVE	33.986	46 P.TEXIER	1:04.103	33 N.MÄKINEN	20.437	24	46 P.TEXIER	1'58.260	1:58.743	(25)	
25	33 N.MÄKINEN	34.134	33 N.MÄKINEN	1:04.145	21 J.MARTINEZ	20.521	25	33 N.MÄKINEN	1'58.716	1:58.716	(24)	
26	66 P.LE GALLO	35.216	66 P.LE GALLO	1:06.698	66 P.LE GALLO	20.711	26	66 P.LE GALLO	2'02.625	2:02.963	(26)	



FIM CEV REPSOL 2014

MotorLand Aragón • 7-8 June

rfme DORNA



Superbike

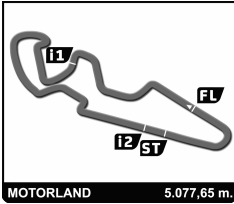
FIM CEV REPSOL 2014 Motorland Aragón

Superbike Race 1

Fastest Lap Sequence

Practice Time	Rider	Team	Bike	Class	Time	Kph	Lap
3:48.117	9 Kenny NOYES	KAWASAKI PALMETO PL RACING	KAWASAKI	SBK	1:52.691	162.2	2
9:26.457	9 Kenny NOYES	KAWASAKI PALMETO PL RACING	KAWASAKI	SBK	1:52.635	162.3	5





MOTORLAND 5,077,65 m.

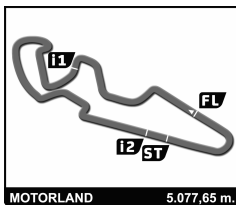
Superbike FIM CEV REPSOL 2014 MotorLand Aragón Superbike Race 1

Analysis by lap

Lapped

Nr	Lap Time	Gap	Nr	Lap Time	Gap	Nr	Lap Time	Gap	Nr	Lap Time	Gap	Nr	Lap Time	Gap
Lap 1			Lap 3			Lap 5			9 1:52.911			7 1:56.344 13.036		
9	1:55.426		9	1:52.912		9	1:52.635		31	1:53.159	3.594	10	1:56.291	32.281
31	1:56.721	1.295	31	1:53.171	2.216	31	1:53.089	3.162	51	1:52.861	6.999	87	1:56.248	32.414
47	1:57.223	1.797	47	1:53.383	3.512	22	1:53.856	6.274	22	1:53.497	7.582	49	1:56.181	34.858
7	1:57.321	1.895	7	1:53.817	3.816	51	1:53.375	6.317	7	1:54.136	8.662	3	1:56.877	37.425
4	1:57.466	2.040	22	1:53.190	3.983	7	1:54.016	6.888	4	1:54.185	10.597	99	1:57.303	44.098
22	1:57.975	2.549	51	1:53.404	4.492	4	1:53.843	8.291	10	1:56.540	25.929	58	1:57.204	44.942
51	1:58.414	2.988	4	1:54.759	5.667	10	1:56.605	18.803	87	1:55.632	27.002	25	1:57.884	47.450
10	1:59.656	4.230	10	1:56.476	11.220	87	1:55.590	21.341	49	1:56.040	28.897	26	1:57.834	47.654
25	2:00.804	5.378	3	1:56.843	14.322	49	1:56.073	22.456	3	1:56.333	29.699	37	1:57.756	47.870
3	2:01.110	5.684	25	1:57.311	15.158	3	1:57.069	22.769	99	1:59.323	36.290	94	1:58.584	49.818
26	2:01.409	5.983	87	1:56.992	15.191	26	1:57.165	25.375	58	1:58.060	36.574	23	1:57.882	49.881
87	2:01.454	6.028	49	1:56.524	15.386	25	1:57.396	25.721	25	1:57.909	37.474	18	1:58.404	56.573
49	2:01.627	6.201	26	1:57.610	16.436	5	1:56.678	25.951	26	2:01.901	37.970	80	1:59.270	57.316
94	2:02.872	7.446	58	1:56.949	16.811	99	1:57.365	26.132	94	1:58.716	38.626	33	1:59.174	1'04.577
58	2:03.057	7.631	94	1:57.679	17.055	58	1:57.978	26.613	37	1:57.746	39.061	21	4:08.349	1 Lap
99	2:03.806	8.380	99	1:57.487	17.224	94	1:58.359	27.548	23	1:57.892	40.902	43	2:20.209	1'17.171
23	2:04.388	8.962	23	1:58.107	18.486	37	1:57.559	29.551	43	1:58.696	44.657	46	1:59.979	1'18.677
21	2:04.937	9.511	5	1:56.077	19.290	23	1:57.443	30.361	80	1:58.467	45.401	66	2:07.069	1'51.245
80	2:05.504	10.078	37	1:57.295	20.402	43	1:58.796	33.125	18	1:58.488	46.428	Lap 10		
43	2:05.513	10.087	43	1:58.432	21.310	80	1:58.983	34.087	33	1:58.716	52.173	9	1:53.068	
18	2:06.452	11.026	80	1:58.524	22.085	18	1:58.764	34.999	21	1:58.648	52.378	31	1:54.119	4.883
37	2:06.617	11.191	18	1:58.249	23.052	18	1:58.764	34.999	46	1:59.737	1'05.800	51	1:53.205	6.551
5	2:06.786	11.360	33	2:00.032	26.081	33	1:59.672	40.240	66	2:05.892	1'22.853	22	1:53.232	7.839
33	2:07.208	11.782	21	1:58.744	29.400	21	1:58.429	40.767	Lap 8			4	1:54.550	14.080
66	2:08.553	13.127	66	2:03.602	34.089	46	1:59.712	52.077	9	1:53.030		7	1:54.522	14.490
46	2:18.055	22.629	46	2:00.141	37.884	66	2:03.506	57.669	31	1:53.367	3.931	87	1:56.176	35.522
Lap 2			Lap 4			Lap 6			51	1:52.721	6.690	10	1:56.470	35.683
9	1:52.691		9	1:52.793		9	1:52.899		22	1:53.195	7.747	49	1:56.472	38.262
31	1:53.353	1.957	31	1:53.285	2.708	31	1:53.083	3.346	7	1:54.284	9.916	3	1:57.087	41.444
7	1:53.707	2.911	22	1:53.863	5.053	22	1:53.621	6.996	4	1:53.746	11.313	99	1:57.543	48.573
47	1:53.935	3.041	7	1:54.484	5.507	51	1:53.631	7.049	10	1:56.315	29.214	58	1:57.049	48.923
22	1:53.847	3.705	51	1:53.878	5.577	7	1:53.448	7.437	87	1:55.418	29.390	25	1:57.335	51.717
4	1:54.471	3.820	4	1:54.209	7.083	4	1:53.931	9.323	49	1:56.034	31.901	37	1:57.094	51.896
51	1:53.703	4.000	10	1:56.406	14.833	10	1:56.396	22.300	3	1:57.103	33.772	26	1:57.814	52.400
10	1:56.117	7.656	3	1:56.806	18.335	87	1:55.839	24.281	99	1:56.759	40.019	23	1:59.963	56.776
3	1:57.398	10.391	87	1:55.988	18.386	49	1:56.211	25.768	58	1:57.418	40.962	94	2:01.000	57.750
25	1:58.072	10.759	49	1:56.425	19.018	3	1:56.407	26.277	25	1:58.346	42.790	18	1:58.329	1'01.834
87	1:57.774	11.111	26	1:57.202	20.845	26	1:56.504	28.980	26	1:58.104	43.044	80	1:58.854	1'03.102
26	1:58.446	11.738	25	1:58.595	20.960	5	1:56.371	29.423	37	1:57.307	43.338	33	1:59.743	1'11.252
49	1:58.264	11.774	58	1:57.252	21.270	99	1:56.645	29.878	94	1:58.862	44.458	46	1:59.141	1'24.750
94	1:57.533	12.288	99	1:56.971	21.402	58	1:57.711	31.425	23	1:57.351	45.223	Lap 11		
99	1:56.960	12.649	94	1:57.562	21.824	25	1:59.654	32.476	43	1:58.559	50.186	9	1:53.370	
58	1:57.834	12.774	5	1:55.411	21.908	94	1:58.172	32.821	80	1:58.899	51.270	31	1:53.275	4.788
23	1:57.020	13.291	37	1:57.018	24.627	37	1:57.574	34.226	18	1:57.995	51.393	51	1:53.226	6.407
43	1:58.394	15.790	23	1:59.860	25.553	23	1:58.459	35.921	33	1:59.484	58.627	22	1:54.563	9.032
37	1:57.519	16.019	43	1:58.447	26.964	43	1:58.646	38.872	46	1:59.152	1'11.922	4	1:53.802	14.512
5	1:57.456	16.125	80	1:58.447	27.739	80	1:58.657	39.845	66	2:07.577	1'37.400	7	1:53.916	15.036
80	1:59.086	16.473	18	1:58.611	28.870	18	1:58.751	40.851	Lap 9			87	1:55.524	37.676
18	1:59.380	17.715	18	1:58.611	28.870	33	1:59.027	46.368	9	1:53.224		10	1:57.095	39.408
33	1:59.870	18.961	33	1:59.915	33.203	21	1:58.773	46.641	31	1:53.125	3.832	49	1:57.204	42.096
66	2:02.963	23.399	21	1:58.366	34.973	46	1:59.796	58.974	51	1:52.948	6.414	3	1:57.025	45.099
21	2:06.748	23.568	46	1:59.909	45.000	66	2:05.102	1'09.872	22	1:53.152	7.675	66	2:42.840	1 Lap
46	2:00.717	30.655	66	2:05.502	46.798	Lap 7			4	1:54.509	12.598			





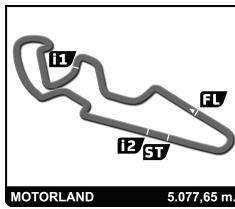
Superbike FIM CEV REPSOL 2014 MotorLand Aragón Superbike Race 1

Analysis by lap

Lapped

Nr	Lap Time	Gap	Nr	Lap Time	Gap	Nr	Lap Time	Gap	Nr	Lap Time	Gap	Nr	Lap Time	Gap
99	1:57.181	52.384	46	2:00.363	1'42.223									
58	1:56.985	52.538	Lap 14											
25	1:57.669	56.016	9	1:53.817										
37	1:57.730	56.256	31	1:53.809	3.871									
26	1:57.805	56.835	51	1:54.495	6.545									
23	1:58.211	1'01.617	22	1:55.417	12.808									
94	1:58.612	1'02.992	4	1:53.986	15.206									
18	1:58.498	1'06.962	7	1:54.378	15.997									
80	1:59.305	1'09.037	87	1:58.366	48.510									
33	1:59.351	1'17.233	49	1:58.194	54.176									
46	1:59.008	1'30.388	3	1:59.107	59.511									
Lap 12														
9	1:53.590		10	1:59.557	59.938									
31	1:52.970	4.168	58	1:58.858	1'05.304									
51	1:53.224	6.041	37	1:57.966	1'08.147									
22	1:54.398	9.840	25	1:57.505	1'09.150									
4	1:53.918	14.840	26	2:00.435	1'12.032									
7	1:53.791	15.237	23	2:00.091	1'19.799									
87	1:56.378	40.464	94	1:58.909	1'19.990									
49	1:57.295	45.801	18	1:58.685	1'21.990									
10	2:02.461	48.279	80	1:59.898	1'25.471									
3	1:57.882	49.391	66	2:06.704	1 Lap									
58	1:57.457	56.405	33	2:00.939	1'37.921									
25	1:58.453	1'00.879	46	1:59.859	1'48.265									
37	1:58.362	1'01.028	Lap 15											
26	1:58.117	1'01.362	9	1:54.598										
66	2:11.042	1 Lap	31	1:54.771	4.044									
23	1:59.187	1'07.214	51	1:54.869	6.816									
94	2:00.473	1'09.875	22	1:54.757	12.967									
18	1:58.730	1'12.102	4	1:53.837	14.445									
80	1:58.584	1'14.031	7	1:54.123	15.522									
33	2:00.660	1'24.303	87	1:58.544	52.456									
46	1:58.992	1'35.790	49	1:58.723	58.301									
Lap 13														
9	1:53.930		3	1:57.510	1'02.423									
31	1:53.641	3.879	10	1:59.458	1'04.798									
51	1:53.756	5.867	58	1:57.958	1'08.664									
22	1:55.298	11.208	37	1:57.314	1'10.863									
4	1:54.127	15.037	25	1:57.451	1'12.003									
7	1:54.129	15.436	26	2:01.260	1'18.694									
87	1:57.427	43.961	94	1:57.305	1'22.697									
49	1:57.928	49.799	23	2:01.449	1'26.650									
10	1:59.849	54.198	18	1:59.404	1'26.796									
3	1:58.760	54.221	80	2:00.189	1'31.062									
58	1:57.788	1'00.263	33	2:00.920	1'44.243									
37	1:56.900	1'03.998	66	2:09.769	1 Lap									
26	1:57.982	1'05.414	46	1:58.743	1'52.410									
25	1:58.513	1'05.462												
23	2:00.241	1'13.525												
94	1:58.953	1'14.898												
18	1:58.950	1'17.122												
80	1:59.289	1'19.390												
66	2:11.921	1 Lap												
33	2:00.426	1'30.799												





Superbike FIM CEV REPSOL 2014 Motorland Aragón Superbike Race 1

Analysis

Personal Best Session Best B Crossing the finish line in pit lane

Table header with columns: Lap, Time, Sector 1, Sector 2, Sector 3, Kph, Elapsed

Table for rider Alejandro ESTEBAN (ESP) on KAWASAKI, showing lap times from 1 to 15.

Table for rider Robertino PIETRI (VEN) on KAWASAKI, showing lap times from 1 to 15.

Table for rider Eeki KUPARINEN (FIN) on BMW, showing lap times from 1 to 6.

Table for rider Daniel RIVAS (ESP) on BMW, showing lap times from 1 to 8.

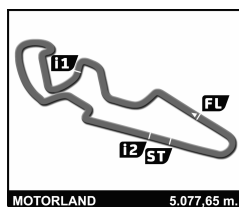
Table for rider Kenny NOYES (USA) on KAWASAKI, showing lap times from 9 to 15.

Table for rider Enrique FERRER (ESP) on KAWASAKI, showing lap times from 9 to 15.

Table for rider Lucas DE ULACIA (ESP) on KAWASAKI, showing lap times from 10 to 15.

Table for rider Lucas DE ULACIA (ESP) on KAWASAKI, showing lap times from 18 to 24.





Superbike FIM CEV REPSOL 2014 Motorland Aragón Superbike Race 1

Analysis

■ Personal Best ■ Session Best B Crossing the finish line in pit lane

Lap	Time	Sector 1	Sector 2	Sector 3	Kph	Elapsed	Lap	Time	Sector 1	Sector 2	Sector 3	Kph	Elapsed
11	1:58.498	34.166	1:04.208	20.124	154.2	21:51.921	2	1:58.072	33.757	1:04.317	19.998	154.8	3:58.876
12	1:58.730	34.351	1:04.396	19.983	153.9	23:50.651	3	1:57.311	33.628	1:03.444	20.239	155.8	5:56.187
13	1:58.950	34.186	1:04.415	20.349	153.7	25:49.601	4	1:58.595	33.713	1:04.721	20.161	154.1	7:54.782
14	1:58.685	34.170	1:04.501	20.014	154.0	27:48.286	5	1:57.396	33.775	1:03.468	20.153	155.7	9:52.178
15	1:59.404	34.231	1:04.853	20.320	153.1	29:47.690	6	1:59.654	33.758	1:05.633	20.263	152.8	11:51.832

21	Jonathan MARTINEZ	FRA				
MARTINEZ RACING TEAM		SUZUKI				
1	2:04.937	38.830	1:05.552	20.555	146.3	2:04.937
2	2:06.748	34.119	1:12.014	20.615	144.2	4:11.685
3	1:58.744	34.080	1:03.931	20.733	153.9	6:10.429
4	1:58.366	33.973	1:03.832	20.561	154.4	8:08.795
5	1:58.429	33.668	1:04.110	20.651	154.3	10:07.224
6	1:58.773	33.869	1:04.337	20.567	153.9	12:05.997
7	1:58.648	34.113	1:04.014	20.521	154.0	14:04.645
8	4:08.349B	34.551	2:41.683	52.115	73.6	18:12.994

22	Ivan SILVA	ESP				
TARGOBANK MOTORSPORT		BMW				
1	1:57.975	35.830	1:02.519	19.626	154.9	1:57.975
2	1:53.847	32.671	1:01.559	19.617	160.5	3:51.822
3	1:53.190	32.610	1:01.141	19.439	161.5	5:45.012
4	1:53.863	32.661	1:01.545	19.657	160.5	7:38.875
5	1:53.856	32.627	1:01.619	19.610	160.5	9:32.731
6	1:53.621	32.595	1:01.441	19.585	160.9	11:26.352
7	1:53.497	32.520	1:01.420	19.557	161.0	13:19.849
8	1:53.195	32.206	1:01.320	19.669	161.5	15:13.044
9	1:53.152	32.470	1:01.122	19.560	161.5	17:06.196
10	1:53.232	32.398	1:01.386	19.448	161.4	18:59.428
11	1:54.563	32.693	1:02.236	19.634	159.5	20:53.991
12	1:54.398	32.711	1:01.866	19.821	159.8	22:48.389
13	1:55.298	33.006	1:02.448	19.844	158.5	24:43.687
14	1:55.417	32.910	1:02.727	19.780	158.4	26:39.104
15	1:54.757	32.939	1:01.942	19.876	159.3	28:33.861

23	Guillermo LLANO	ESP				
HOSPITALITY MOTOBOX		KAWASAKI				
1	2:04.388	39.286	1:04.679	20.423	146.9	2:04.388
2	1:57.020	33.558	1:03.443	20.019	156.2	4:01.408
3	1:58.107	34.418	1:03.451	20.238	154.8	5:59.515
4	1:59.860	33.688	1:05.989	20.183	152.5	7:59.375
5	1:57.443	33.708	1:03.484	20.251	155.6	9:56.818
6	1:58.459	33.653	1:04.589	20.217	154.3	11:55.277
7	1:57.892	33.638	1:04.041	20.213	155.0	13:53.169
8	1:57.351	33.723	1:03.419	20.209	155.7	15:50.520
9	1:57.882	33.643	1:03.875	20.364	155.0	17:48.402
10	1:59.963	35.278	1:04.236	20.449	152.4	19:48.365
11	1:58.211	33.812	1:04.017	20.382	154.6	21:46.576
12	1:59.187	34.179	1:04.520	20.488	153.3	23:45.763
13	2:00.241	34.442	1:05.115	20.684	152.0	25:46.004
14	2:00.091	34.306	1:05.261	20.524	152.2	27:46.095
15	2:01.449	36.254	1:04.593	20.602	150.5	29:47.544

25	Christophe PONSSON	FRA				
ALSTARE JUNIOR TEAM						
1	2:00.804	36.474	1:03.999	20.331	151.3	2:00.804

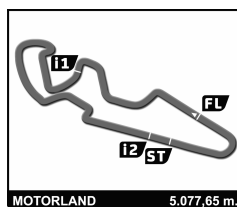
7	1:57.909	33.736	1:04.025	20.148	155.0	13:49.741
8	1:58.346	33.836	1:04.299	20.211	154.4	15:48.087
9	1:57.884	33.790	1:03.795	20.299	155.0	17:45.971
10	1:57.335	33.707	1:03.442	20.186	155.8	19:43.306
11	1:57.669	33.679	1:03.752	20.238	155.3	21:40.975
12	1:58.453	33.920	1:04.067	20.466	154.3	23:39.428
13	1:58.513	34.582	1:03.775	20.156	154.2	25:37.941
14	1:57.505	33.807	1:03.465	20.233	155.5	27:35.446
15	1:57.451	33.786	1:03.474	20.191	155.6	29:32.897

26	Josh WAINWRIGHT	GBR				
QUELCH AFTER DARK		KAWASAKI				
1	2:01.409	37.268	1:03.765	20.376	150.5	2:01.409
2	1:58.446	33.631	1:04.653	20.162	154.3	3:59.855
3	1:57.610	33.512	1:03.988	20.110	155.4	5:57.465
4	1:57.202	33.269	1:03.741	20.192	155.9	7:54.667
5	1:57.165	33.652	1:03.281	20.232	156.0	9:51.832
6	1:56.504	33.239	1:03.073	20.192	156.9	11:48.336
7	2:01.901	33.471	1:07.828	20.602	149.9	13:50.237
8	1:58.104	33.571	1:04.351	20.182	154.8	15:48.341
9	1:57.834	33.752	1:04.027	20.055	155.1	17:46.175
10	1:57.814	33.737	1:03.974	20.103	155.1	19:43.989
11	1:57.805	33.647	1:03.847	20.311	155.1	21:41.794
12	1:58.117	33.726	1:03.953	20.438	154.7	23:39.911
13	1:57.982	33.879	1:03.702	20.401	154.9	25:37.893
14	2:00.435	34.308	1:05.327	20.800	151.8	27:38.328
15	2:01.260	34.725	1:05.313	21.222	150.7	29:39.588

31	Carmelo MORALES	ESP				
CALVO TEAM		KAWASAKI				
1	1:56.721	34.876	1:02.293	19.552	156.6	1:56.721
2	1:53.353	32.470	1:01.392	19.491	161.2	3:50.074
3	1:53.171	32.324	1:01.368	19.479	161.5	5:43.245
4	1:53.285	32.336	1:01.487	19.462	161.3	7:36.530
5	1:53.089	32.353	1:01.280	19.456	161.6	9:29.619
6	1:53.083	32.224	1:01.411	19.448	161.6	11:22.702
7	1:53.159	32.457	1:01.252	19.450	161.5	13:15.861
8	1:53.367	32.336	1:01.484	19.547	161.2	15:09.228
9	1:53.125	32.388	1:01.327	19.410	161.6	17:02.353
10	1:54.119	32.333	1:02.403	19.383	160.2	18:56.472
11	1:53.275	32.366	1:01.511	19.398	161.4	20:49.747
12	1:52.970	32.192	1:01.338	19.440	161.8	22:42.717
13	1:53.641	32.385	1:01.773	19.483	160.8	24:36.358
14	1:53.809	32.664	1:01.648	19.497	160.6	26:30.167
15	1:54.771	32.681	1:02.122	19.968	159.2	28:24.938

33	Niko MÄKINEN	FIN				
NIKORACING - STRATOS		BMW				
1	2:07.208	40.324	1:06.146	20.738	143.7	2:07.208
2	1:59.870	34.488	1:04.881	20.501	152.5	4:07.078
3	2:00.032	34.173	1:05.178	20.681	152.3	6:07.110





Superbike FIM CEV REPSOL 2014 Motorland Aragón Superbike Race 1

Analysis

Lap	Time	Sector 1	Sector 2	Sector 3	Kph	Elapsed	Lap	Time	Sector 1	Sector 2	Sector 3	Kph	Elapsed
7	1:58.060	33.395	1:04.147	20.518	154.8	13:48.841	10	1:56.176	33.342	1:03.089	19.745	157.3	19:27.111
8	1:57.418	33.523	1:03.509	20.386	155.7	15:46.259	11	1:55.524	33.013	1:02.669	19.842	158.2	21:22.635
9	1:57.204	33.449	1:03.382	20.373	155.9	17:43.463	12	1:56.378	33.131	1:02.906	20.341	157.1	23:19.013
10	1:57.049	33.359	1:03.299	20.391	156.1	19:40.512	13	1:57.427	33.656	1:03.583	20.188	155.6	25:16.440
11	1:56.985	33.556	1:03.170	20.259	156.2	21:37.497	14	1:58.366	33.834	1:04.158	20.374	154.4	27:14.806
12	1:57.457	33.693	1:03.369	20.395	155.6	23:34.954	15	1:58.544	33.635	1:03.997	20.912	154.2	29:13.350
13	1:57.788	33.558	1:03.929	20.301	155.2	25:32.742							
14	1:58.858	34.177	1:04.125	20.556	153.8	27:31.600							
15	1:57.958	33.776	1:03.714	20.468	154.9	29:29.558							

66 Philippe LE GALLO		FRA				
JEG RACING		KAWASAKI				
1	2:08.553	40.970	1:06.872	20.711	142.2	2:08.553
2	2:02.963	35.216	1:06.698	21.049	148.6	4:11.516
3	2:03.602	35.441	1:07.113	21.048	147.9	6:15.118
4	2:05.502	35.959	1:08.550	20.993	145.6	8:20.620
5	2:03.506	35.455	1:06.757	21.294	148.0	10:24.126
6	2:05.102	36.140	1:07.619	21.343	146.1	12:29.228
7	2:05.892	35.815	1:08.490	21.587	145.2	14:35.120
8	2:07.577	36.127	1:10.047	21.403	143.3	16:42.697
9	2:07.069	36.561	1:08.812	21.696	143.8	18:49.766
10	2:42.840	58.883	1:21.788	22.169	112.2	21:32.606
11	2:11.042	36.302	1:13.515	21.225	139.5	23:43.648
12	2:11.921	37.946	1:12.577	21.398	138.5	25:55.569
13	2:06.704	36.296	1:08.533	21.875	144.3	28:02.273
14	2:09.769	39.579	1:08.557	21.633	140.8	30:12.042

80 Craig NEVE		GBR				
QUELCH AFTERDARK MOTOSPORT		HONDA				
1	2:05.504	39.728	1:05.145	20.631	145.6	2:05.504
2	1:59.086	34.364	1:04.146	20.576	153.5	4:04.590
3	1:58.524	34.152	1:04.075	20.297	154.2	6:03.114
4	1:58.447	34.072	1:04.025	20.350	154.3	8:01.561
5	1:58.983	34.364	1:04.135	20.484	153.6	10:00.544
6	1:58.657	33.986	1:04.042	20.629	154.0	11:59.201
7	1:58.467	34.044	1:03.965	20.458	154.3	13:57.668
8	1:58.899	34.599	1:03.824	20.476	153.7	15:56.567
9	1:59.270	34.415	1:04.175	20.680	153.2	17:55.837
10	1:58.854	34.072	1:04.297	20.485	153.8	19:54.691
11	1:59.305	34.115	1:04.495	20.695	153.2	21:53.996
12	1:58.584	34.028	1:03.909	20.647	154.1	23:52.580
13	1:59.289	34.176	1:04.395	20.718	153.2	25:51.869
14	1:59.898	34.407	1:04.875	20.616	152.4	27:51.767
15	2:00.189	34.328	1:04.891	20.970	152.1	29:51.956

87 Raúl GARCÍA		ESP				
TARGOBANK MOTOSPORT		BMW				
1	2:01.454	37.511	1:04.123	19.820	150.5	2:01.454
2	1:57.774	33.967	1:04.153	19.654	155.2	3:59.228
3	1:56.992	33.559	1:03.391	20.042	156.2	5:56.220
4	1:55.988	33.103	1:03.017	19.868	157.6	7:52.208
5	1:55.590	33.268	1:02.483	19.839	158.1	9:47.798
6	1:55.839	33.193	1:02.781	19.865	157.8	11:43.637
7	1:55.632	33.042	1:02.652	19.938	158.1	13:39.269
8	1:55.418	32.840	1:02.796	19.782	158.4	15:34.687
9	1:56.248	33.212	1:02.751	20.285	157.2	17:30.935

94 Fran RODRIGUEZ		ESP				
TEAM SUZUKI SPEED RACING		SUZUKI				
1	2:02.872	37.688	1:04.886	20.298	148.7	2:02.872
2	1:57.533	33.434	1:03.762	20.337	155.5	4:00.405
3	1:57.679	33.566	1:03.714	20.399	155.3	5:58.084
4	1:57.562	33.532	1:03.836	20.194	155.5	7:55.646
5	1:58.359	33.881	1:04.066	20.412	154.4	9:54.005
6	1:58.172	33.666	1:04.096	20.410	154.7	11:52.177
7	1:58.716	33.837	1:04.402	20.477	154.0	13:50.893
8	1:58.862	34.134	1:04.396	20.332	153.8	15:49.755
9	1:58.584	33.638	1:04.341	20.605	154.1	17:48.339
10	2:01.000	34.832	1:05.444	20.724	151.1	19:49.339
11	1:58.612	33.690	1:04.321	20.601	154.1	21:47.951
12	2:00.473	34.481	1:05.325	20.667	151.7	23:48.424
13	1:58.953	34.072	1:04.303	20.578	153.7	25:47.377
14	1:58.909	33.793	1:04.516	20.600	153.7	27:46.286
15	1:57.305	33.598	1:03.479	20.228	155.8	29:43.591

99 Mathieu DUMAS		FRA				
DUMAS RACING TEAM		KAWASAKI				
1	2:03.806	38.590	1:04.976	20.240	147.6	2:03.806
2	1:56.960	33.330	1:03.551	20.079	156.3	4:00.766
3	1:57.487	33.562	1:03.491	20.434	155.6	5:58.253
4	1:56.971	33.561	1:03.221	20.189	156.3	7:55.224
5	1:57.365	33.678	1:03.375	20.312	155.7	9:52.589
6	1:56.645	33.534	1:03.273	19.838	156.7	11:49.234
7	1:59.323	33.186	1:05.921	20.216	153.2	13:48.557
8	1:56.759	33.253	1:03.216	20.290	156.5	15:45.316
9	1:57.303	33.489	1:03.288	20.526	155.8	17:42.619
10	1:57.543	33.656	1:03.494	20.393	155.5	19:40.162
11	1:57.181	33.530	1:03.361	20.290	156.0	21:37.343

